



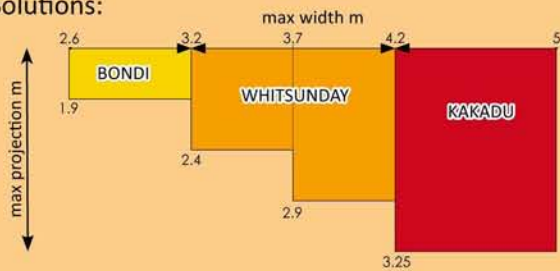
**easy to install:**  
Bolt 'n Play. All in one kit.  
No need for installation  
experience.

# easyshade Motorised Folding Arm Awnings

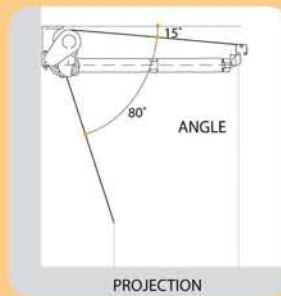
easy to install



## Solutions:



Projection data presented here are valid with the standard installation angle of 15°. Installation angle can vary between 15° and 80° to accommodate specific needs. As awning projection will vary according to the angle, please contact Downee tech support (1800 241 733) for more information or for specific applications.

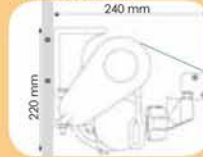


## Installation options

### Ceiling installation



### Wall installation



### Wind-sun sensor



SQUARE BAR	phosphate galvanized and powder-coated steel square bar 40x40x1.5 cm
TUBE	80 mm diameter galvanized steel
ARMS	extruded aluminium epoxy-coated, internal spring assembly
EXTENSION PROFILE	extruded aluminium, end caps included
FABRIC OPTIONS	acrylic fabric - recommended for the harsh Australian climate. Colours available as per SwatchBook
DRIVE UNIT	tubular motor (240V/50Hz) with built in control unit. Back-up manual crank handle included
CONTROL OPTIONS	wireless stylish table-top unit or wall plate, 3 channels (open, stop, close)
OPTIONAL ACCESSORY	solar powered wireless wind-sun sensor that detects the weather conditions and automatically controls awning movement.
LOW MAINTENANCE	for regular care and maintenance, excessive dirt should be washed from the fabric using a soft brush, spray with warm water, (not exceeding 40°) and air-dry
WARRANTY	5 year warranty on all components (fabric, structure, motor)

# EASYSHADE

## FOLDING ARM MOTORISED AWNINGS

UP TO 3.25 M PROJECTION  
AND UP TO 5 M LENGTH



- EASY AND SILENT OPERATION
- EXTRA SAFE
- AUTO-PROGRAMMING AND DIAGNOSTIC SYSTEM
- SOLAR POWERED WIRELESS WIND SENSOR
- MINIMAL WAITING TIME FOR AWNING TO OPERATE
- WIRELESS TABLE UNIT OR WALL PLATE
- 5 YEARS WARRANTY ON ALL COMPONENTS



Easyshade extends your living space and lets you enjoy your outdoor area with confidence, protecting your family from UV radiation, heat and glare.



Easyshade is a smart solution made in Australia. It helps you to reduce your energy consumption and to keep your house cooler with style.

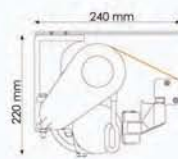


Easyshade transforms your deck, patio or courtyard and adds value to your property. Enjoy a clever system that enhances your home's value.

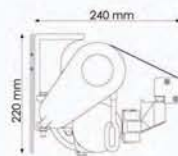
### Installation options:



Ceiling installation



Wall installation



Easyshade can be easily installed both on ceiling and on walls.

### Features:



Solar powered wireless **wind-sun sensor** that detects the weather conditions and automatically controls awning movement



A breathable fabric that allows air to circulate creating a cooler and more comfortable outdoor environment.



Superior colour stability, high resistance to UV radiations and extreme sunny conditions.



Fabrics are treated to withstand light rain (awning tilted at 15°-20°).



Cleaning and Maintenance: excessive dirt should be washed from the fabric using a soft brush, spray with warm water, (not exceeding 40°) and air-dry.



Easyshade considers the quality of fabrics a priority and provides an extremely reliable product using the finest grade fabrics available.

### Wireless Control Options:



Table shockproof holder

Available in:  
- white  
- neutral  
- orange



Squared wall plate

Available in:  
- white  
- neutral  
- seawater  
- aluminium  
- graphite  
- black



white



orange



aluminium



neutral



seawater



graphite



black